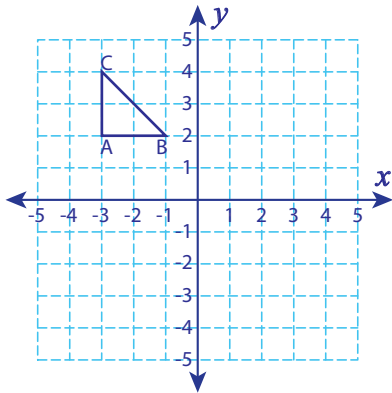


## Write the New Coordinates

Level 1: S1

Graph the image of each figure after the given translation. Also write the coordinates of the image.

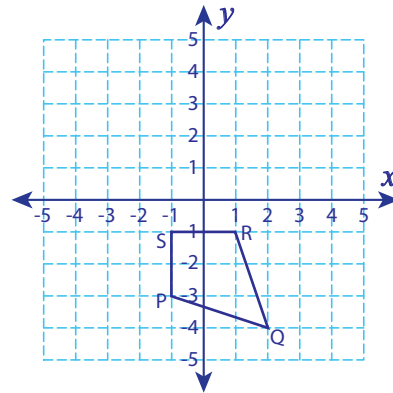
1) 1 unit down and 4 units right



A': \_\_\_\_\_, B': \_\_\_\_\_

C': \_\_\_\_\_

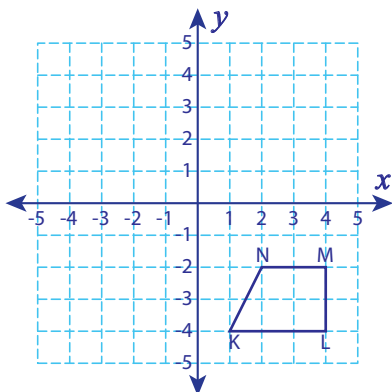
2) 2 units right and 5 units up



P': \_\_\_\_\_, Q': \_\_\_\_\_

R': \_\_\_\_\_, S': \_\_\_\_\_

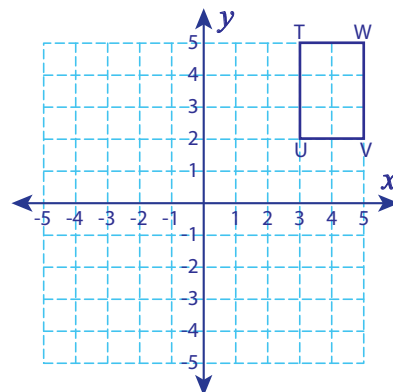
3) 6 units up and 6 units left



K': \_\_\_\_\_, L': \_\_\_\_\_

M': \_\_\_\_\_, N': \_\_\_\_\_

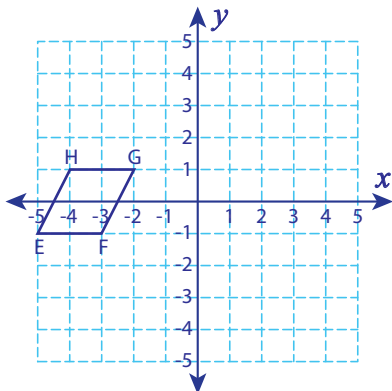
4) 8 units left and 7 units down



T': \_\_\_\_\_, U': \_\_\_\_\_

V': \_\_\_\_\_, W': \_\_\_\_\_

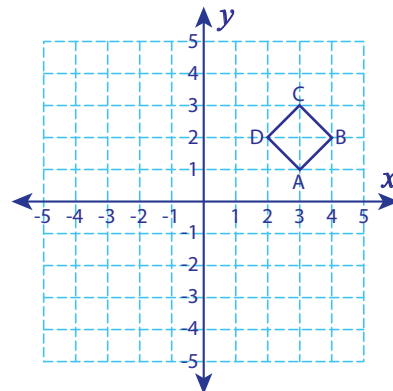
5) 7 units right



E': \_\_\_\_\_, F': \_\_\_\_\_

G': \_\_\_\_\_, H': \_\_\_\_\_

6) 4 units down and 6 units left



A': \_\_\_\_\_, B': \_\_\_\_\_

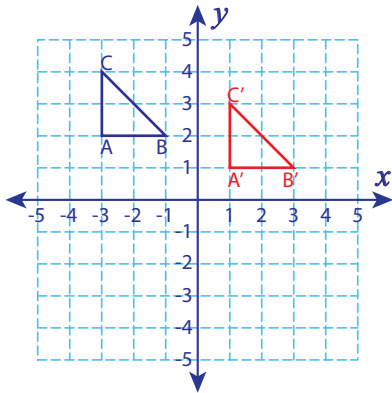
C': \_\_\_\_\_, D': \_\_\_\_\_

**Write the New Coordinates**

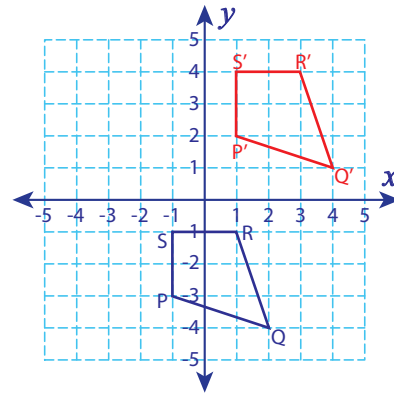
Level 1: S1

Graph the image of each figure after the given translation. Also write the coordinates of the image.

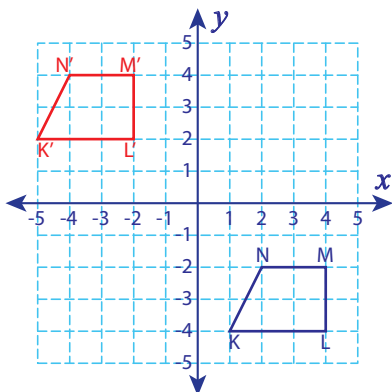
1) 1 unit down and 4 units right

A': (1, 1) , B': (3, 1)C': (1, 3)

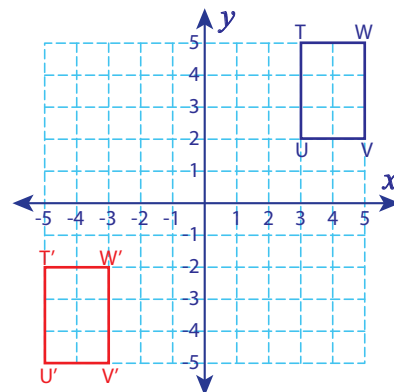
2) 2 units right and 5 units up

P': (1, 2) , Q': (4, 1)R': (3, 4) , S': (1, 4)

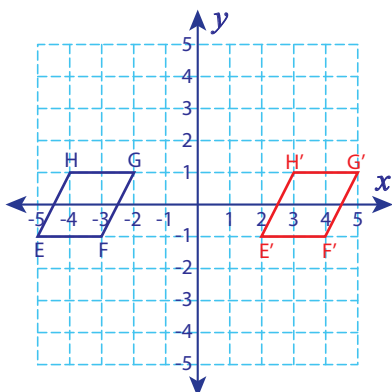
3) 6 units up and 6 units left

K': (-5, 2) , L': (-2, 2)M': (-2, 4) , N': (-4, 4)

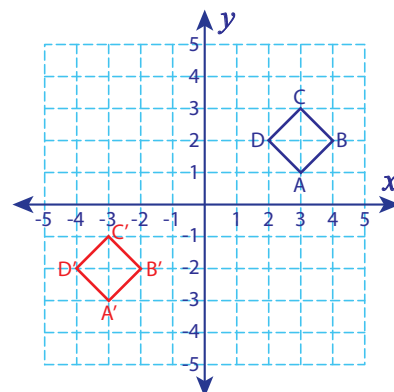
4) 8 units left and 7 units down

T': (-5, -2) , U': (-5, -5)V': (-3, -5) , W': (-3, -2)

5) 7 units right

E': (2, -1) , F': (4, -1)G': (5, 1) , H': (3, 1)

6) 4 units down and 6 units left

A': (-3, -3) , B': (-2, -2)C': (-3, -1) , D': (-4, -2)